

250V


[FA-] TTYs, TTYCS, TTYCYS

[FA-] TTPYS, TTPYCS, TTPYCYS

Standard

- ▶ JISC 3410-1999
- ▶ IEC 60332-1
- ▶ IEC 60332-3 Cat.A(for FA-type)

Cable Construction




Conductor	TT TTP	Tinned annealed stranded copper (TTY-type) Tinned annealed stranded copper (TTPY-type), class 2 according to IEC 60228
Insulation		60°C PVC(TTY-type)/ 85°C EPR(TTPY-type) as per JIS C 3410
Twisting		Two Insulated cores shall be twisted together to form a pair
Cabling		Twisted pairs shall be cabled. Flame retardant & non-hygroscopic fillers may be used
Overall shield	S	Tinned copper wire braid
Bedding	Y	PVC as per JIS C 3410
Aarmor	C	Galvanized steel wire braid
Sheath	Y	PVC as per JIS C 3410
Core identification		Printed pair number and Alphabet letter on the white insulation. ex) 4P : (1A, 1B), (2A, 2B), (3A, 3B), (4A, 4B) - 1T, 1Q cable shall be identified by the black number on the white insulation
Outer sheath color		Black



Addison

JIS Shipboard Cables



Cable Parameter

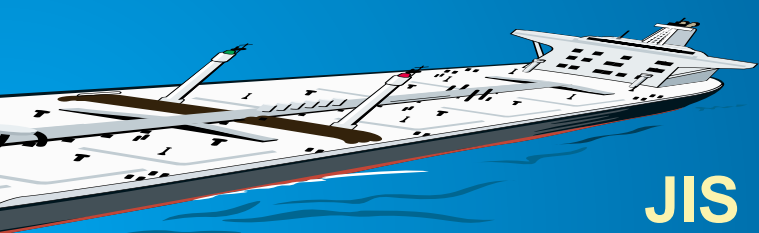
(FA-) TTYS,TTPYS

No. of pair, Triad or Quad	Conductor			Thick. of insulation	Dia. of shield wire	Thick. of bedding	(FA-) TTYS,TTPYS		
	Size	Const- ruction	O.D				Nom. overall dia.	Tolerance	Cable Weight
	mm ²	No./mm	mm				mm	mm	kg/km
1	0.75	7/0.37	1.1	0.7	0.14	1.1	8.8	0.4	120
1T	0.75	7/0.37	1.1	0.7	0.14	1.1	9.3	0.4	140
1Q	0.75	7/0.37	1.1	0.7	0.14	1.1	10	0.5	160
2	0.75	7/0.37	1.1	0.7	0.16	1.2	13	0.6	200
4	0.75	7/0.37	1.1	0.7	0.16	1.3	15	0.7	300
7	0.75	7/0.37	1.1	0.7	0.16	1.4	17.7	0.8	420
10	0.75	7/0.37	1.1	0.7	0.18	1.6	22.8	1.0	640
14	0.75	7/0.37	1.1	0.7	0.18	1.6	24.4	1.0	770
19	0.75	7/0.37	1.1	0.7	0.18	1.8	27.5	1.2	970
24	0.75	7/0.37	1.1	0.7	0.2	2	33.1	1.4	1290
30	0.75	7/0.37	1.1	0.7	0.26	2.1	35.5	1.5	1620
37	0.75	7/0.37	1.1	0.7	0.26	2.2	38.4	1.6	1890
48	0.75	7/0.37	1.1	0.7	0.26	2.4	44.3	1.7	2420

(FA-) TTYCS,TTPYCS

No. of pair, Triad or Quad	Conductor			Thick. of insulation	Dia. of shield wire	Thick. of bedding	Dia. of steel wire	(FA-) TTYCS,TTPYCS		
	Size	Const- ruction	O.D					Nom. overall dia.	Tolerance	Cable Weight
	mm ²	No./mm	mm					mm	mm	kg/km
1	0.75	7/0.37	1.1	0.7	0.14	1.1	0.3	10.1	0.4	180
1T	0.75	7/0.37	1.1	0.7	0.14	1.1	0.3	10.6	0.4	205
1Q	0.75	7/0.37	1.1	0.7	0.14	1.1	0.3	11.3	0.5	230
2	0.75	7/0.37	1.1	0.7	0.16	1.2	0.3	14.6	0.7	230
4	0.75	7/0.37	1.1	0.7	0.16	1.3	0.3	16.3	0.7	405
7	0.75	7/0.37	1.1	0.7	0.16	1.4	0.3	19	0.7	545
10	0.75	7/0.37	1.1	0.7	0.18	1.6	0.3	24.1	1	800
14	0.75	7/0.37	1.1	0.7	0.18	1.6	0.3	25.7	1	935
19	0.75	7/0.37	1.1	0.7	0.18	1.8	0.3	28.8	1.2	1160
24	0.75	7/0.37	1.1	0.7	0.2	2	0.4	34.9	1.4	1600
30	0.75	7/0.37	1.1	0.7	0.26	2.1	0.4	37.3	1.5	1950
37	0.75	7/0.37	1.1	0.7	0.26	2.2	0.4	40.2	1.6	2250
48	0.75	7/0.37	1.1	0.7	0.26	2.4	0.4	46.1	1.7	2830





Caledonian JIS Shipboard Cables



(FA-) TTYCYS, TTPYCYS

No. of pair, Triad or Quad	Conductor			Thick. of insulation	Dia. of shield wire	Thick. of bedding	Dia. of steel wire	Thick. of covering	(FA-) TTYCYS, TTPYCYS		
	Size	Construction	O.D						Nom. overall dia.	Tolerance	Cable Weight
	mm ²	No./mm	mm						mm	mm	kg/km
1	0.75	7/0.37	1.1	0.7	0.14	1.1	0.3	0.9	12.1	0.5	230
1T	0.75	7/0.37	1.1	0.7	0.14	1.1	0.3	0.9	12.6	0.5	255
1Q	0.75	7/0.37	1.1	0.7	0.14	1.1	0.3	0.9	13.3	0.5	285
2	0.75	7/0.37	1.1	0.7	0.16	1.2	0.3	1	16.7	0.7	285
4	0.75	7/0.37	1.1	0.7	0.16	1.3	0.3	1	18.5	0.7	490
7	0.75	7/0.37	1.1	0.7	0.16	1.4	0.3	1.1	21.4	0.9	650
10	0.75	7/0.37	1.1	0.7	0.18	1.6	0.3	1.2	26.7	1.1	945
14	0.75	7/0.37	1.1	0.7	0.18	1.6	0.3	1.2	28.3	1.1	1090
19	0.75	7/0.37	1.1	0.7	0.18	1.8	0.3	1.3	31.6	1.3	1340
24	0.75	7/0.37	1.1	0.7	0.2	2	0.4	1.5	38.3	1.5	1860
30	0.75	7/0.37	1.1	0.7	0.26	2.1	0.4	1.5	40.7	1.6	2230
37	0.75	7/0.37	1.1	0.7	0.26	2.2	0.4	1.6	43.8	1.7	2570
48	0.75	7/0.37	1.1	0.7	0.26	2.4	0.4	1.8	50.1	1.8	3240